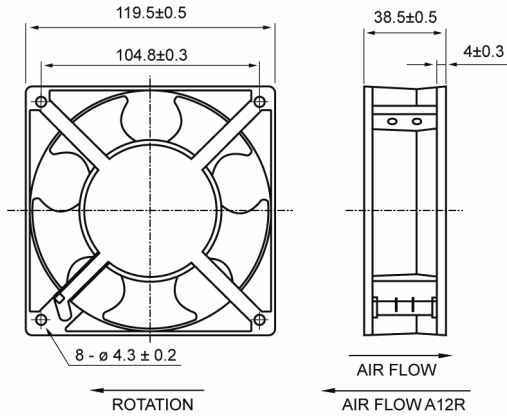
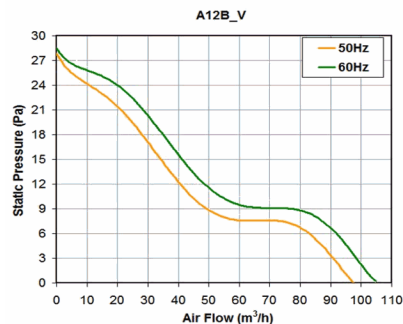
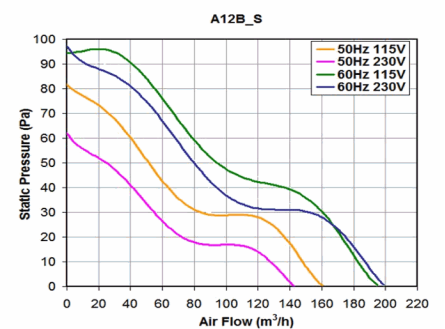
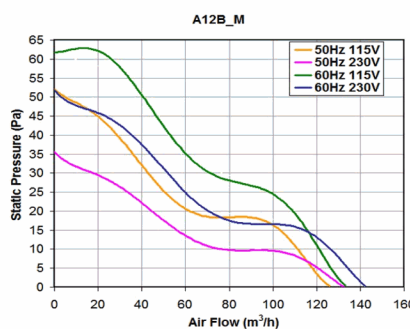
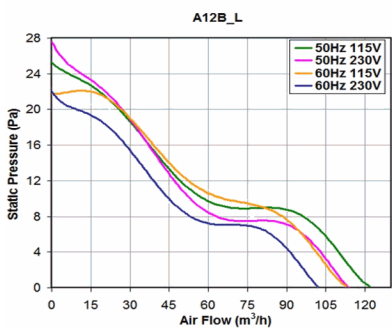
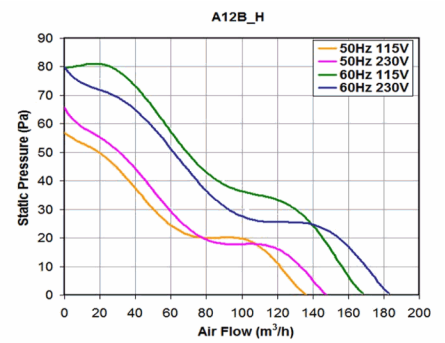
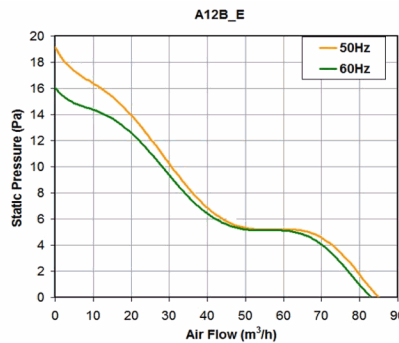
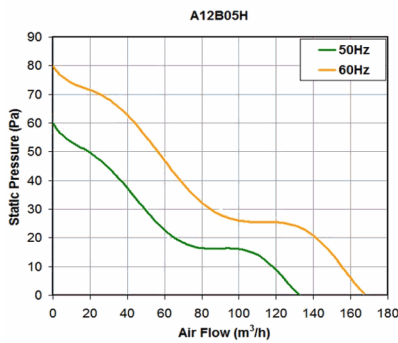


**"A12BW" SERIES COSTECH FANS**

Description: **Axial fan a.c. 120X120x38mm**



**Casing material:** die-casting aluminium painted black  
**Impeller material:** black thermoplastic UL 94V-0  
**Protection degree:** IP20, according to EN 60529 standard  
**Insulation class:** A  
**Fixing system:** 4 holes Ø4.3 mm  
**Motor protection:** impedance  
**Storage temperature:** from -40°C to +70°C  
**Rated temperature range:** from -10°C to +60°C  
**Lifetime L10 at 40°C:** 30.000 h  
**Electrical connection:** flat terminals  
**Approvals:** UL E223195; VDE 40009963  
**Weight:** 0.550 kg



All specifications, data and drawing are subject to change without notice. Please refer to our terms of sales including our warranty and limited liabilities clauses.

Model	Bearing	Voltage (V)	Frequency (Hz)	Rated Current (A)	Rated Power (W)	Max Air Flow** (m3/h)	Static Pressure (Pa)	Noise [db(A)]	RPM (rpm)	Approvals
A12B12HTBW00	Ball	115 V a.c.	50/60	0.210/0.180	20/18	148/182	65/80	46.0/49.0	2,750/3,050	CE; cURus; VDE
A12B12HTSW00	Sleeve	115 V a.c.	50/60	0.210/0.180	20/18	138/178	55/75	44.0/48.0	2,750/3,050	CE; cURus; VDE
A12B12LTBW00	Ball	115 V a.c.	50/60	0.120/0.130	11/11	133/122	35/32	42.0/40.0	2,300/2,100	CE; cURus; VDE
A12B12LTSW00	Sleeve	115 V a.c.	50/60	0.130/0.110	11/11	115/104	35/20	41.0/37.0	2,200/1,800	CE; cURus; VDE
A12B12MTBW00	Ball	115 V a.c.	50/60	0.170/0.160	16/15	136/143	52/62	44.0/46.0	2,500/2,700	CE; cURus; VDE
A12B12MTSW00	Sleeve	115 V a.c.	50/60	0.170/0.160	16/15	129/141	50/52	44.0/46.0	2,400/2,600	CE; cURus; VDE
A12B12STBW00	Ball	115 V a.c.	50/60	0.260/0.240	22/20	165/182	75/95	48.0/50.0	2,850/3,150	CE; cURus; VDE
A12B12STSW00	Sleeve	115 V a.c.	50/60	0.260/0.240	22/23.8	165/182	62/95	47.0/50.0	2,700/3,100	CE; cURus; VDE
A12B12VTBW00	Ball	115 V a.c.	50/60	0.096/0.089	8.1/7.5	98/105	28/28	37.0/38.0	1,850/1,900	CE
A12B23ETBW00	Ball	230 V a.c.	50/60	0.035/0.035	6.5/6.0	83/82	16/16	29.0/28.0	1,500/1,450	CE
A12B23ETSW00	Sleeve	230 V a.c.	50/60	0.035/0.035	6.5/6.0	83/82	16/16	29.0/28.0	1,500/1,450	CE
A12B23HTBW00	Ball	230 V a.c.	50/60	0.130/0.110	20/19	139/182	60/80	46.0/49.0	2,750/3,050	CE; cURus; VDE
A12B23HTSW00	Sleeve	230 V a.c.	50/60	0.130/0.110	20/19	138/178	55/75	44.0/48.0	2,55/2,900	CE; cURus; VDE
A12B23LTBW00	Ball	230 V a.c.	50/60	0.050/0.060	11/10	114/102	27/22	44.0/42.0	2,200/1,800	CE; cURus; VDE
A12B23LTSW00	Sleeve	230 V a.c.	50/60	0.050/0.060	11/10	115/104	35/20	41.0/37.0	2,200/1,800	CE; cURus; VDE
A12B23MTBW00	Ball	230 V a.c.	50/60	0.090/0.080	16/15	133/143	47/57	43.0/45.0	2,400/2,600	CE; cURus; VDE
A12B23MTSW00	Sleeve	230 V a.c.	50/60	0.090/0.080	16/15	129/141	50/52	44.0/46.0	2,300/2,500	CE; cURus; VDE
A12B23STBW00	Ball	230 V a.c.	50/60	0.140/0.120	22/21	143/199	62/97	47.0/50.0	2,700/3,100	CE; cURus; VDE
A12B23STSW00	Sleeve	230 V a.c.	50/60	0.140/0.120	22/21	141/182	62/95	47.0/50.0	2,600/3,100	CE; cURus; VDE
A12B23VTBW00	Ball	230 V a.c.	50/60	0.050/0.050	10/10	98/105	27/27	37.0/38.0	1,850/1,900	CE; VDE
A12B05HTBW00	Ball	24 V a.c.	50/60	0.80/0.77	14/14	129/142	55/40	45.0/48.0	2,550/2,800	CE
A12B05HTSW00	Sleeve	24 V a.c.	50/60	0.75/0.73	13.2/13.2	147/142	55/50	46.0/45.0	2,530/2,430	CE
A12B05LTBW00	Ball	24 V a.c.	50/60	0.71/0.65	13/12	105/115	30/30	38.0/40.0	1,920/2,090	CE

data with uncertainty of 15%